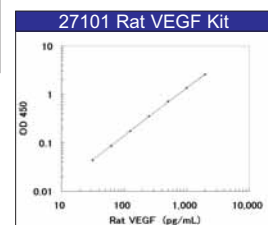
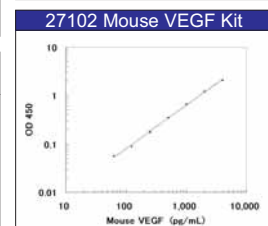
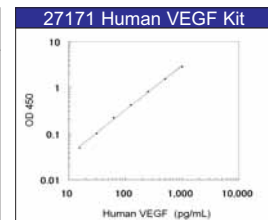
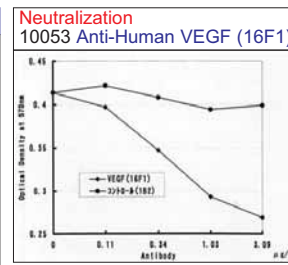
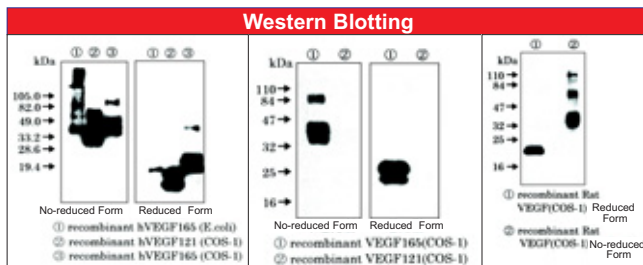


VEGF

Vascular Endothelial Growth Factor

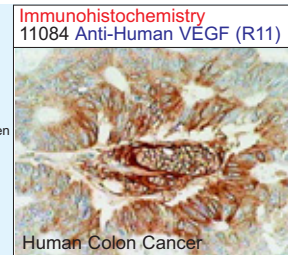
Vascular Endothelial Cell Growth Factor (VEGF) is a homodimeric protein initially purified from media conditioned by normal bovine pituitary folliculo-stellate cells and secreted by a variety of vascularized tissues. It was subsequently found to be identical to a vascular permeability factor (VPF), which was previously identified in media conditioned by tumor cell lines based upon its ability to increase the permeability of capillary blood vessels. The reported activities of VEGF include stimulation of endothelial cell growth, angiogenesis and capillary permeability. Human VEGF is a 38.2kDa homodimeric protein consisting of two 165 amino acid polypeptide chains. VEGF is expressed in many human tumor cells, including human adenocarcinoma, human pancreatic carcinoma, human hepatocellular carcinoma, renal cell carcinoma, fibrosarcoma, HL60 promyelocytic leukemia, GS-9L glioma and U937 lymphoma cells. In normal tissues, VEGF expression has been observed in activated macrophages, keratinocytes, hepatocytes, smooth muscle cells Leydig cells, embryonic fibroblasts and bronchial and choroids plexus epithelium, renal glomerular visceral epithelium and mesangial cells.

VEGF Product Lineup					*F/P: Formalin fixed Paraffin embedded		
Category	Code No.		Name	Application	Volume	Ref.	
Kit	27171	Human	VEGF	Assay Kit - IBL	ELISA	96 Well ※ 1	
Kit	27101	Rat	VEGF	Assay Kit - IBL	ELISA	96 Well	
Kit	27102	Mouse	VEGF	Assay Kit - IBL	ELISA	96 Well	
MoAb	10053	Anti-Human	VEGF (16F1)	Mouse IgG MoAb (Supernatant)	Neutralization WB	500 ug ※ 2	
MoAb	11081	Anti-Human	VEGF (2E1)	Mouse IgG MoAb (Supernatant)	IHC (F/P*)	1 mL (500ug) ※ 3	
MoAb	11084	Anti-Human	VEGF (R11)	Mouse IgG MoAb	IHC (F/P*)	1 mL (100ug) ※ 4	
MoAb	11085	Anti-Human	VEGF (N5)	Mouse IgG MoAb	IHC (F/P*)	200 ug 500 ug -	
PoAb	18411	Anti-Human	VEGF (V-N)	Rabbit IgG Affinity Purify	IHC (F/P*) WB	100 ug -	
PoAb	18413	Anti-	VEGF (V-3)	Rabbit IgG Affinity Purify	IHC (F/P*) WB	100 ug ※ 5	
PoAb	18420	Anti-Rat	VEGF (V-N)	Rabbit IgG Affinity Purify	WB	100 ug -	



References

- Yamamoto S. et al. Expression of vascular endothelial growth factor (VEGF) in epithelial ovarian neoplasms: correlation with clinicopathology and patient survival of serum VEGF levels. *British Journal of Cancer* 1997; 76 (9), 1221-1227.
- Suzuki H. et al. Paracrine upregulation of VEGF receptor mRNA in endothelial cells by hypoxia-exposed hep G2 cells. *American Journal of Physiology* 1999; 276 (1), G92-G97.
- Hayashi T. et al. Rapid induction of vascular endothelial growth factor gene expression after transient middle cerebral artery occlusion in rats. *Stroke* 1997; 28 (10), 2039-2044.
- Ogura Y. et al. [Immunohistochemical analysis of expression of angiogenic factors and tumor angiogenesis in superficial bladder cancer] *Nippon Hinyokika Gakkai Zasshi* 1998; 89 (5), 529-537.
- Fan L. et al. Immunohistochemical localization of vascular endothelial growth factor in the endocrine glands of the rat. *Archives of Histology and Cytology* 1998; 61 (1), 17-28.
- Suzuki H. et al. Paracrine upregulation of VEGF receptor mRNA in endothelial cells by hypoxia-exposed hep G2 cells. *American Journal of Physiology* 1999; 276 (1), G92-G97.
- Koide N. et al. Immunohistochemical expression of thymidine phosphorylase/platelet-derived endothelial cell growth factor in squamous cell carcinoma of the esophagus. *Hepato-gastroenterology* 1999; 46 (26), 944-951.
- Fujimoto J. et al. Expressions of vascular endothelial growth factor (VEGF) and its mRNA in uterine endothelial cancers. *Cancer Letters* 1998; 134 (1), 15-22.
- Hirata C. et al. Advanced glycation End Products Induce Expression of Vascular Endothelial Growth Factor by Retinal Muller Cells. *Biochemical and Biophysical Research Communications* 1998; 236 (3), 712-715.
- Tomimura T. et al. Increased expression of vascular endothelial growth factor is associated with tumor progression in hepatocellular carcinoma. *Human Pathology* 1998; 29 (9), 986-991.
- Kazunari S. et al. Increased serum levels of vascular endothelial growth factor in patients with renal cell carcinoma. *Japanese Journal of Cancer Research* 1999; 90, 874-879.
- Shishido T. et al. Inhibition of liver metastasis of human pancreatic carcinoma by angiogenesis inhibitor TNP-470 in combination with cisplatin. *Japanese Journal of Cancer Research* 1998; 89, 963-969.
- Fan L. et al. Immunohistochemical localization of vascular endothelial growth factor in the globule leukocyte/ mucosal mast cell of the rat respiratory and digestive tracts. *Histochemistry and Cell Biology* 1999; 111 (1), 13-21.



Manufacturer :

Immuno-Biological Laboratories Co., Ltd.

5-1 Aramachi, Takasaki-shi, Gunma 370-0831, JAPAN

TEL: 027-310-8040

FAX: 027-310-8045

E-mail: do-ibl@ibl-japan.co.jp

URL: <http://www.ibl-japan.co.jp>

