


Code No.	Name		Volume	Assay Range	Measuring Sample	
27725	Human	Amyloid β Oligomers (82E1-specific)	Assay Kit - IBL	96 Well	18.98 ~ 1,215 pmol/L	Serum, EDTA-plasma, Brain tissue extract

This kit is a solid phase sandwich ELISA. The strength of coloring reflects the amount of molecules which bind to anti-human A β (N) (82E1) mouse monoclonal antibodies, recognize the N-terminus of human A β specifically, with two or more epitopes (oligomers, polymers with a protein etc.).

Principle

Anti-A β N, Clone: 82E1 (Precoated plate)



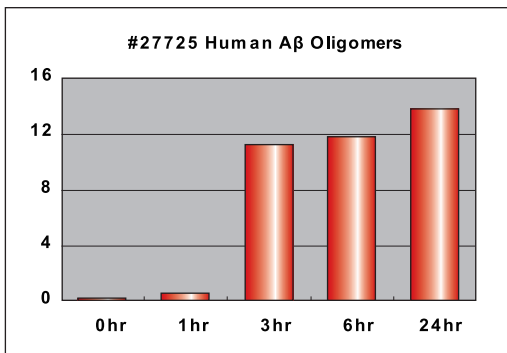
HRP conjugated anti-A β N, Clone: 82E1

An example of "Oligomers"

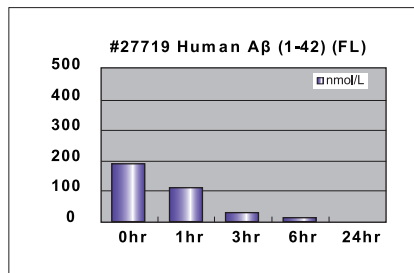
Measurement examples of Amyloid β Oligomers

A β 1-42 solution in DMSO was diluted with 0.1 % NH₄OH and it was incubated at 37°C while stirring, and then A β in the solution was measured after each 0, 1, 3, 6 or 24 hours incubation.

Amyloid β Oligomers Assay



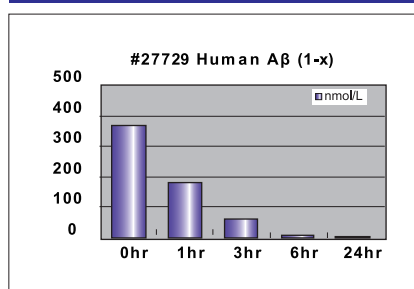
Amyloid β 1-42 FL Assay



1-42 FL	Measurement Value (nmM)	Theoretical Value (nmM)	Ratio (%)
0hr	180.37	243.9	73.95
1hr	111.1	243.9	45.55
3hr	33.14	243.9	13.59
6hr	4.26	243.9	1.75
24hr	1.22	243.9	0.50

Amyloid β 1-x Assay

N	Measurement Value (nmM)	Theoretical Value (nmM)	Ratio (%)
0hr	0.10	243.9	0.04
1hr	0.47	243.9	0.19
3hr	11.08	243.9	4.54
6hr	11.61	243.9	4.76
24hr	13.75	243.9	5.64

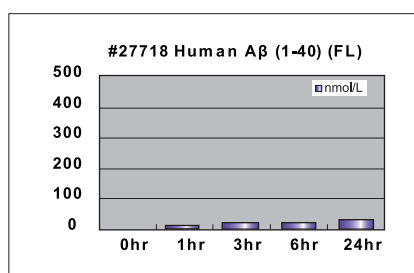


1-x	Measurement Value (nmM)	Theoretical Value (nmM)	Ratio (%)
0hr	430.54	243.9	176.52
1hr	220.13	243.9	90.25
3hr	74.93	243.9	30.72
6hr	13.12	243.9	5.38
24hr	6.13	243.9	2.51

Conclusion:

1. Measurement values of A β Oligomers increased with time.
2. Each of measurement values of A β (1-42) (FL) and A β (1-x) decreased with time.
3. Obvious change was not observed in measurement value of A β (1-40).

Amyloid β 1-40 FL Assay



1-40 FL	Measurement Value (nmM)	Theoretical Value (nmM)	Ratio (%)
0hr	0.11	243.9	0.05
1hr	1.24	243.9	0.51
3hr	2.15	243.9	0.88
6hr	2.12	243.9	0.87
24hr	2.98	243.9	1.22